

Market Report

August, 2022



Gallery Art Condo

333 NE 24th St
Miami, FL 33137

Every month we compile this comprehensive market report focus on Gallery Art Condo in this convenient and easy to read format. Our datas comes from more than six different sources including MLS Associations, County Offices and Financial Institutions. Get this report for free every month on our website galleryartcondo.com.

Property Stats

POSTAL CODE 33137

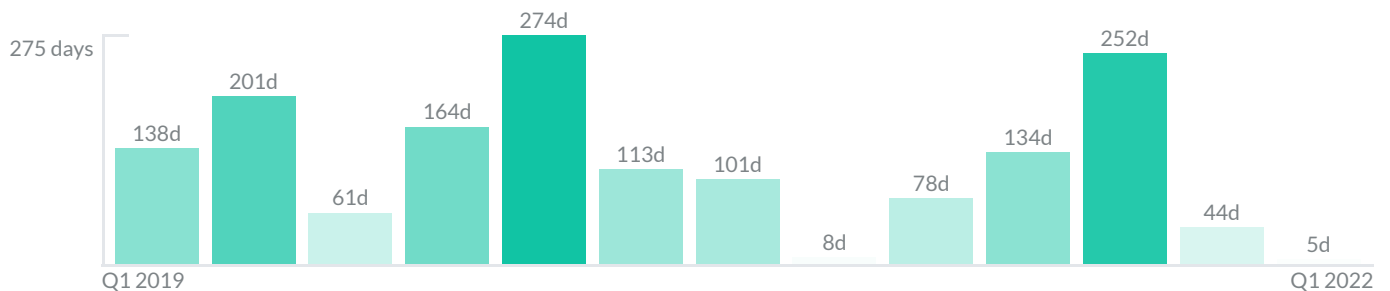
The property stats graph represents the median price evolution since ten years in your postal code area.



Similar Properties

DAYS ON THE MARKET

Everyday 3 months we monitor how many days it takes for similar properties to be sold. This is also a good indicator to know when to buy or sale!

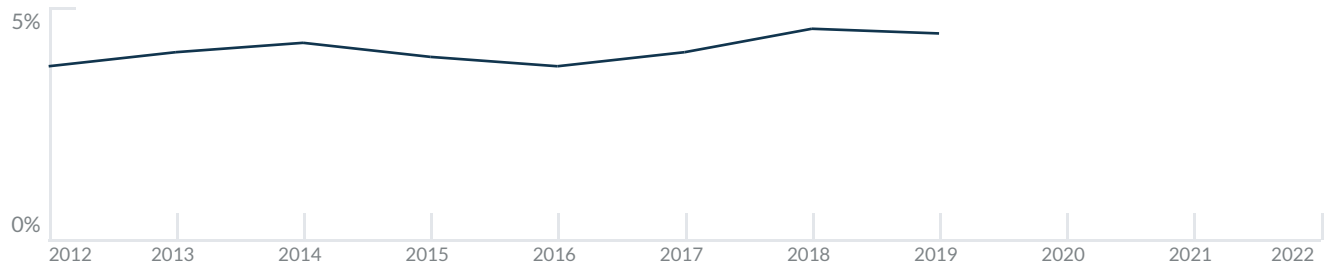


Mortgage Rates

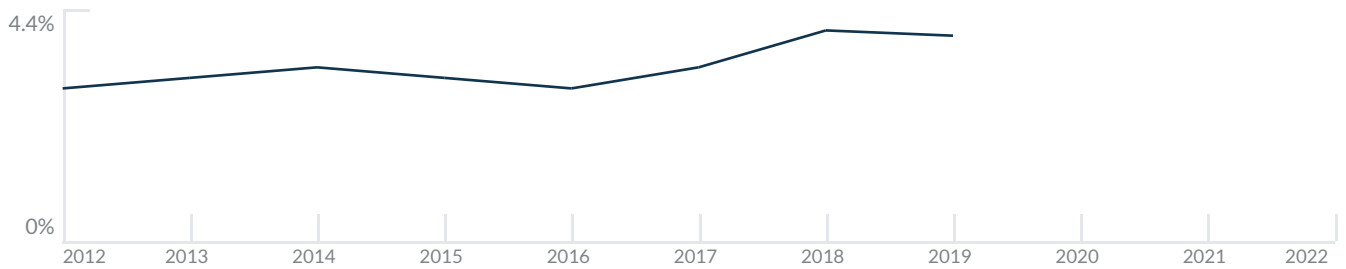
PER YEAR

Understanding mortgage economics is important when you want to buy with a loan. Below is the historical yearly average mortgage rates in the Unites States retrieved from Freddie Mac©

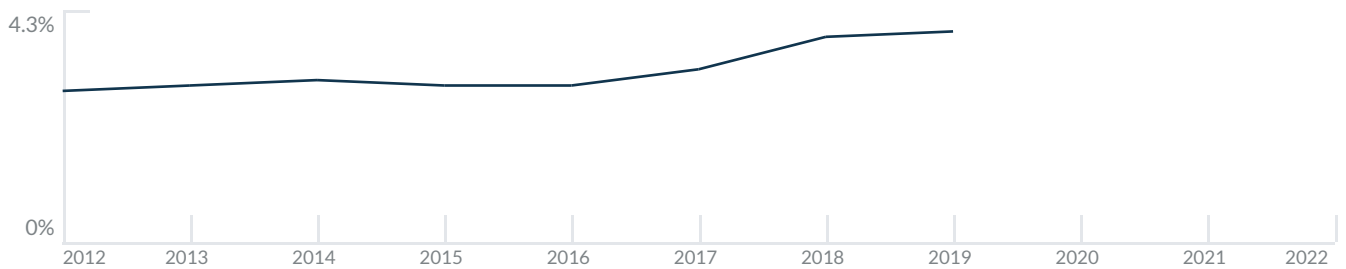
30 YEARS FIXED 4.4%



15 YEARS FIXED 3.9%



5/1-YEAR ADJUSTABLE 3.9%



Schools

CLOSEST

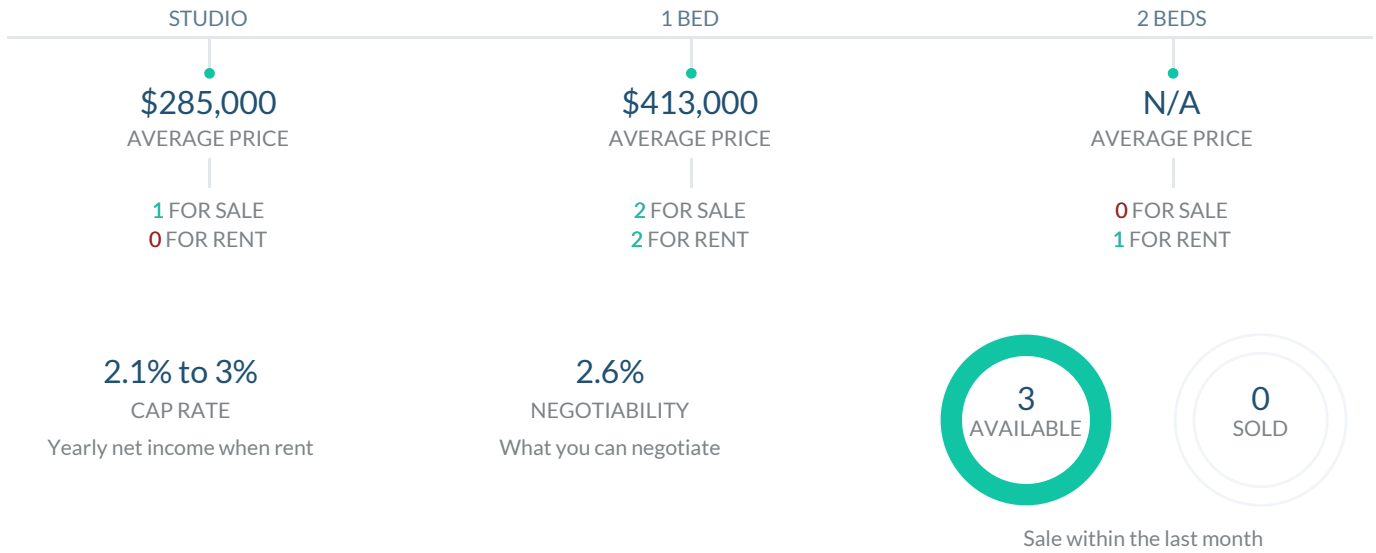
Having good schools nearby is important if you have kids or plan to rent or sell your home. Ratings are retrieved from the leading independent and nonprofit GreatSchools©

ELEMENTARY SCHOOL	MIDDLE SCHOOL	HIGH SCHOOL
School For Advanced Studies in Math	De Hostos Youth Leadership Charter School	Senior High School
10/10	1/10	10/10

Insights

IN GALLERY ART CONDO



















Below the average listing prices of available unit per property type.



Activity

SOLD OR RENTED

Below the latest transactions reported by the local MLS Association for Gallery Art Condo

 <p>\$345,000  1  1</p> <p>UNIT 1505 SOLD FEB 2022</p>	 <p>\$350,000  1  1</p> <p>UNIT 1806 SOLD FEB 2022</p>	 <p>\$4,000  2  2</p> <p>UNIT 601 RENTED FEB 2022</p>
 <p>\$3,250  2  2</p> <p>UNIT 1201 RENTED FEB 2022</p>	 <p>\$3,100  2  2</p> <p>UNIT 709 RENTED FEB 2022</p>	 <p>\$2,200  0  0</p> <p>UNIT 208 SOLD FEB 2022</p>

Sold

LAST 20 PROPERTIES SOLD IN GALLERY ART CONDO

Unit	Price	Beds/Baths	\$/Sqft	Sqft	Buying Date	Days on Market
1505	\$345,000	1/1	\$497.8	693	Feb 2022	2
1806	\$350,000	1/1	\$505.1	693	Jan 2022	8
208	\$2,200	0/0	N/A	N/A	Dec 2021	52
1708	\$290,000	1/1	\$419.1	692	Dec 2021	35
1906	\$290,000	1/1	\$418.5	693	Dec 2021	N/A
312	\$2,200	0/0	N/A	N/A	Sep 2021	107
803	\$230,000	1/1	\$332.4	692	Sep 2021	3
1505	\$286,000	1/1	\$412.7	693	Aug 2021	8
1112	\$360,000	2/2	\$334.3	1,077	Aug 2021	29
1612	\$375,000	2/2	\$348.2	1,077	Aug 2021	987
104	\$360,000	2/2	\$346.5	1,039	Jul 2021	848
1805	\$259,000	1/1	\$373.7	693	Jul 2021	7
1405	\$244,000	1/1	\$352.1	693	Jul 2021	29
609	\$360,000	2/2	\$343.5	1,048	Jun 2021	45
1402	\$244,000	1/1	\$352.1	693	May 2021	35
1111	\$239,000	1/1	\$345.4	692	May 2021	121
1012	\$334,995	2/2	\$311.0	1,077	May 2021	17
704	\$224,900	1/1	\$311.5	722	May 2021	6
302	\$379,000	2/3	\$314.0	1,207	Apr 2021	299
1009	\$359,000	2/2	\$342.6	1,048	Apr 2021	21

Rented

LAST 20 PROPERTIES RENTED IN GALLERY ART CONDO

Unit	Price	Beds/Baths	\$/Sqft	Sqft	Rented Date	Days on Market
601	\$4,000	2/2	\$3.5	1,133	Jan 2022	22
1201	\$3,250	2/2	\$3.0	1,068	Dec 2021	18
709	\$3,100	2/2	\$3.0	1,048	Dec 2021	2
1207	\$1,800	1/1	\$2.6	693	Sep 2021	4
610	\$3,300	2/2	\$2.8	1,163	Aug 2021	30
1809	\$3,650	2/2	\$3.5	1,048	Aug 2021	5
306	\$2,350	2/2	\$2.2	1,056	Jul 2021	10
307	\$4,000	1/2	\$3.8	1,056	Jul 2021	7
807	\$1,900	1/1	\$2.7	693	Jul 2021	28
1104	\$1,950	1/1	\$2.7	722	May 2021	79
1704	\$1,850	1/1	\$2.6	722	May 2021	21
1204	\$1,800	1/1	\$2.5	722	Apr 2021	15
902	\$1,750	1/1	\$2.5	693	Apr 2021	3
608	\$1,850	1/1	\$2.7	692	Mar 2021	227
508	\$1,850	1/1	\$2.7	692	Mar 2021	18
305	\$2,200	2/2	\$2.1	1,056	Mar 2021	7
708	\$1,700	1/1	\$2.5	692	Mar 2021	241
903	\$1,790	1/1	\$2.6	692	Mar 2021	15
1801	\$2,550	1/1	\$2.4	1,068	Mar 2021	17
1109	\$2,400	2/2	\$2.3	1,048	Mar 2021	8

Currently Listed

ACTIVE LISTINGS 1/1

Unit	Price	Beds/Baths	\$/Sqft	Sqft	Listing Date	Owner
307	\$4,200/mth	1/2	\$4.0	1056	Apr 2022	
408	\$285,000	0/0	N/A	N/A	Sep 2021	N/A
1003	\$340,000	1/1	\$491.3	692	Apr 2022	
1105	\$2,800/mth	1/1	\$4.0	693	Sep 2021	ANNA CRISTI...
1501	\$4,000/mth	2/2	\$3.7	1068	Feb 2022	LUIS GRISALES
1701	\$485,000	1/1	\$454.1	1068	Apr 2022	LUZ M SANCH...