



Gallery Art Condo

333 NE 24th St
Miami, FL 33137

Every month we compile this comprehensive market report focus on Gallery Art Condo in this convenient and easy to read format. Our datas comes from more than six different sources including MLS Associations, County Offices and Financial Institutions. Get this report for free every month on our website galleryartcondo.com.

Property Stats

POSTAL CODE 33137

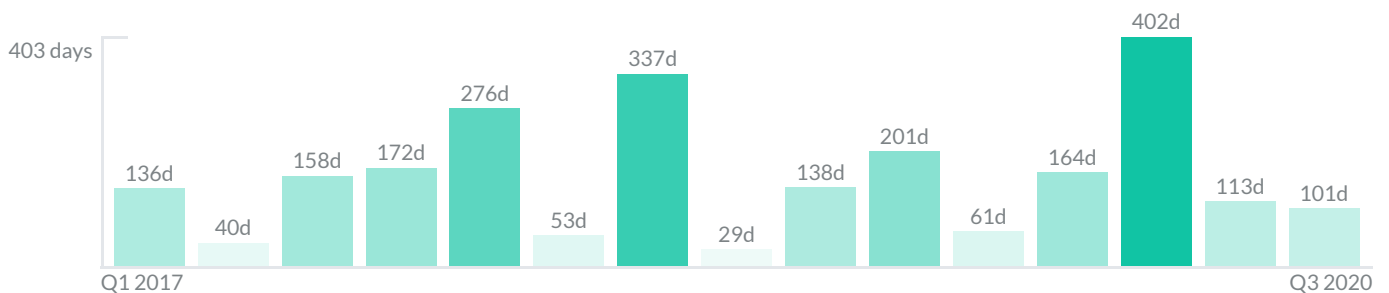
The property stats graph represents the median price evolution since ten years in your postal code area.



Similar Properties

DAYS ON THE MARKET

Everyday 3 months we monitor how many days it takes for similar properties to be sold. This is also a good indicator to know when to buy or sale!



Mortgage Rates

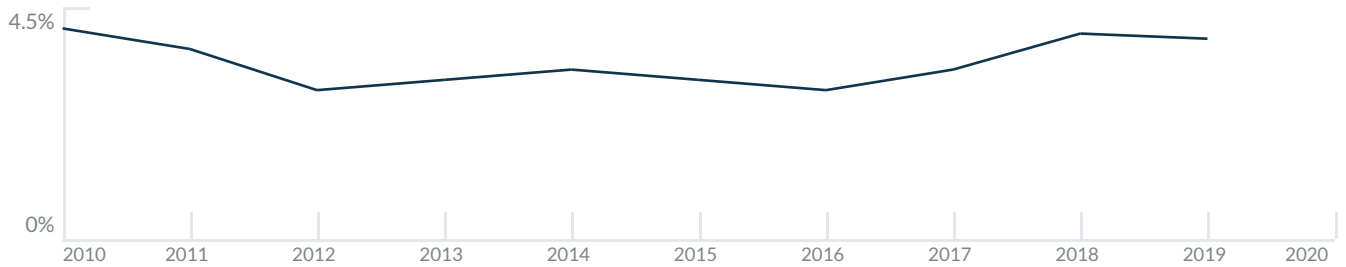
PER YEAR

Understanding mortgage economics is important when you want to buy with a loan. Below is the historical yearly average mortgage rates in the Unites States retrieved from Freddie Mac©

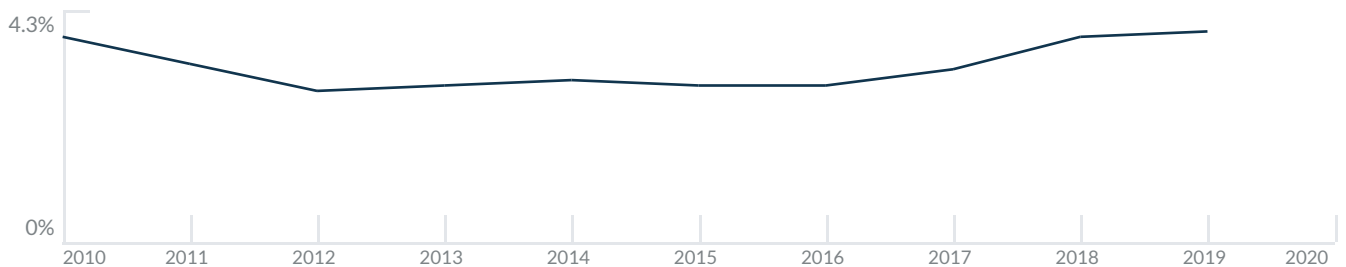
30 YEARS FIXED 4.4%



15 YEARS FIXED 3.9%



5/1-YEAR ADJUSTABLE 3.9%



Schools

CLOSEST

Having good schools nearby is important if you have kids or plan to rent or sell your home. Ratings are retrieved from the leading independent and nonprofit GreatSchools©

School Name	Rating
School For Advanced Studies	10/10
Walter De Hostos Youth Leadership Charter School	1/10
Art and Culture Senior High School	10/10

Insights

IN GALLERY ART CONDO

Below the average listing prices of available unit per property type.

1 BED
\$265,000
 AVERAGE PRICE
 1 FOR SALE
 9 FOR RENT

2 BEDS
\$392,000
 AVERAGE PRICE
 2 FOR SALE
 3 FOR RENT

3.9% to 5%
 CAP RATE
 Yearly net income when rent

2.8%
 NEGOTIABILITY
 What you can negotiate

3
 AVAILABLE

0
 SOLD

Sale within the last month

Activity

SOLD OR RENTED

Below the latest transactions reported by the local MLS Association for Gallery Art Condo

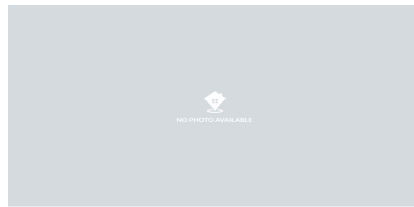


\$265,000



UNIT PH1903

SOLD | JUL 2020




\$1,825



UNIT 807

RENTED | JUL 2020

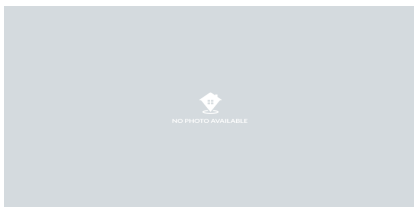


\$376,000



UNIT 601

SOLD | JUL 2020



\$1,875



UNIT 1611

RENTED | JUL 2020



\$1,850



UNIT 1102

RENTED | JUL 2020



\$1,795



UNIT 902

RENTED | JUL 2020

Sold

LAST 20 PROPERTIES SOLD IN GALLERY ART CONDO

Unit	Price	Beds/Baths	\$/Sqft	Sqft	Buying Date	Days on Market
PH19...	\$265,000	1/1	\$382.9	692	Jul 2020	101
601	\$376,000	2/2	N/A	N/A	Jun 2020	107
1501	\$399,000	2/2	N/A	N/A	May 2020	130
1010	\$339,000	2/2	\$291.5	1,163	Apr 2020	103
1406	\$1,800	1/1	\$2.6	693	Mar 2020	527
610	\$340,000	2/2	\$292.3	1,163	Feb 2020	277
509	\$425,000	2/2	N/A	N/A	Dec 2019	53
CU-1	\$3,000	0/0	N/A	N/A	Nov 2019	274
1904	\$244,900	1/1	\$339.2	722	Sep 2019	71
1206	\$236,000	1/1	\$340.5	693	Sep 2019	68
408	\$2,300	0/0	N/A	N/A	Aug 2019	44
1108	\$230,000	1/1	\$332.4	692	Apr 2019	358
105	\$310,000	2/2	\$298.4	1,039	Apr 2019	218
1404	\$235,000	1/1	\$325.5	722	Apr 2019	28
1710	\$2,400	2/2	\$2.1	1,163	Mar 2019	91
909	\$344,900	2/2	\$329.1	1,048	Mar 2019	173
911	\$245,000	1/1	\$354.0	692	Mar 2019	81
1902	\$249,500	1/1	\$360.0	693	Mar 2019	64
409	\$275,000	0/0	N/A	N/A	Mar 2019	396
602	\$230,000	1/1	\$331.9	693	Feb 2019	59

Rented

LAST 20 PROPERTIES RENTED IN GALLERY ART CONDO

Unit	Price	Beds/Baths	\$/Sqft	Sqft	Rented Date	Days on Market
807	\$1,825	1/1	\$2.6	693	Jul 2020	31
1611	\$1,875	1/1	\$2.7	692	Jun 2020	9
1102	\$1,850	1/1	\$2.7	693	Jun 2020	70
902	\$1,795	1/1	\$2.6	693	May 2020	21
811	\$1,800	1/1	\$2.6	692	Mar 2020	24
1208	\$1,850	1/1	\$2.7	692	Mar 2020	46
1802	\$1,950	1/1	\$2.8	693	Feb 2020	27
305	\$2,175	2/2	\$2.1	1,056	Feb 2020	13
609	\$2,350	2/2	\$2.2	1,048	Feb 2020	35
1607	\$1,850	1/1	\$2.7	693	Feb 2020	8
806	\$1,850	1/1	\$2.7	693	Feb 2020	34
908	\$1,775	1/1	\$2.6	692	Feb 2020	59
1111	\$1,750	1/1	\$2.5	692	Feb 2020	42
1109	\$2,450	2/2	\$2.3	1,048	Jan 2020	33
304	\$2,175	2/2	\$2.1	1,056	Jan 2020	40
1203	\$1,800	1/1	\$2.6	692	Dec 2019	62
1608	\$1,775	1/1	\$2.6	692	Dec 2019	96
1401	\$2,375	2/2	\$2.2	1,068	Nov 2019	24
1006	\$1,800	1/1	\$2.6	693	Nov 2019	55
1107	\$1,800	1/1	\$2.6	693	Oct 2019	27

Currently Listed

ACTIVE LISTINGS 1/1

Unit	Price	Beds/Baths	\$/Sqft	Sqft	Listing Date	Owner
302	\$397,000	2/3	\$328.9	1207	Aug 2020	OWEN HARVEY
307	\$3,150/mth	2/2	\$3.0	1056	Aug 2020	
608	\$1,775/mth	1/1	\$2.6	692	Jul 2020	MARIA A AZP...
707	\$1,800/mth	1/1	\$2.6	693	Aug 2020	GONZALO CA...
708	\$1,790/mth	1/1	\$2.6	692	Aug 2020	RAMON CIER...
803	\$1,680/mth	1/1	\$2.4	692	Aug 2020	MARTHA ROJ...
812	\$2,375/mth	2/2	\$2.1	1148	Aug 2020	MARIANNE L...
906	\$1,800/mth	1/1	\$2.6	693	Aug 2020	HECTOR M PE...
1002	\$265,000	1/1	\$382.4	693	Aug 2020	N/A
1006	\$1,750/mth	1/1	\$2.5	693	Aug 2020	
1008	\$2,095/mth	1/1	\$3.0	692	Jul 2020	REHAG B V
1201	\$2,450/mth	2/2	\$2.3	1068	Aug 2020	RAMON CIER...
1503	\$1,750/mth	1/1	\$2.5	692	Aug 2020	GERMAN MA...
1609	\$387,000	2/2	\$369.3	1048	Aug 2020	VIVIAN MARI...
1806	\$2,000/mth	1/1	\$2.9	693	Aug 2020	N/A